



ADS Dental System



AJ16

AJ16 Chair

Part number: A091602

Luxury hydraulic chair with 3 programmable positions.

Reliable hydraulic system makes powerful and stable movement.

5 year warranty.




AJ16 Chair

- Luxury Modern Superior
- With 3 programmable positions and reliable system,
- AJ16 moves stably, providing exceptional comfort for patients and helping them release.


- **Swing up/down aluminum armrest** firmly holds the patient and facilitates the patient to enter and exit.



- **Articulating headrest** offers perfect support for the patient. Adjust the angle and get the best view of the oral cavity.



- **Wide backrest, cast aluminum backrest stand** fully support the patient's back with ergonomic design. Butterfly shaped back offers wide space for doctors and enables you get as close to the patient as possible.



- **60 degree seat rotations** satisfy all kinds of needs.



- **Cast aluminum base** enables the chair moves steadily.



- **Japanese hydraulic pump** provides sufficient power to support the chair's movement.



- **Foot control** makes operation more convenient for doctors.



Specifications:

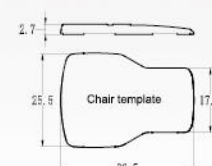
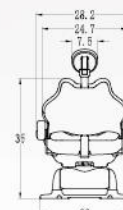
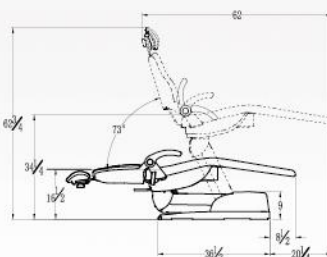
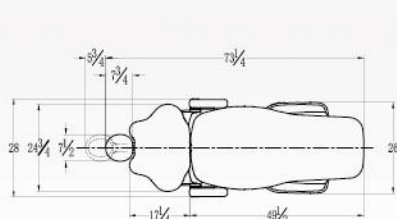
Environmental requirements — Ambient temperature 5 °C~40 °C;
Humidity ≤80%;
Atmospherical pressure 8.7 psi~ 15.4psi;

Electrical requirements — AC110V ± 22V;
50HZ, 60HZ;

Hydraulic pump run time — Intermittent operation 2min On / 18min Off;

Weight — 366lbs;

Max patient load — 550lbs;



AJ16 Classic 100

Part number: A9161002



Standard Features:

AJ16 Luxury hydraulic chair, with 3 programmable positions,
Articulating headrest, Swing up/down aluminium armrest,
Wide backrest, upgraded fiber leather, Cast iron chair frame,
Cast aluminium backrest stand, Cast aluminium base,
60 degrees seat rotation, chair safety switch,
One touchpad, Foot control
Classic dentist's control head with 3 auto H.P. control,
Individual water coolant controls,
Master handpiece air coolant adjustment,
Asepsis handpiece tubing,
Master on/off switch, 1 doctor syringe, Wet/Dry foot control,
Stainless steel tray with non-slip pad, Flex arm air brake switch,

Classic 100 Post mounted utility (PMU) with steel side box,
City water/bottled system, Water outlet and air QD,
Solids collector,
2 HVE, 1SE, 1 syringe on telescoping assistant's control,
Junction box with air/water filters, regulators, master shut-off valves,
5 ft. umbilical
Post mount LED light with sensor control, 3 level intensity adjustment

AJ16 Classic 101

Part number: A9161012



Standard Features:

AJ16 Luxury hydraulic chair, with 3 programmable positions,
Articulating headrest, Swing up/down aluminium armrest,
Wide backrest, upgraded fiber leather, Cast iron chair frame,
Cast aluminium backrest stand, Cast aluminium base,
60 degrees seat rotation, chair safety switch,
One touchpad, Foot control
Classic dentist's control head with 3 auto H.P. control,
Individual water coolant controls,
Master handpiece air coolant adjustment,
Asepsis handpiece tubing,
Master on/off switch, 1 doctor syringe,
Remote toggles for cup fill and bowl rinse, Wet/Dry foot control,
Stainless steel tray with non-slip pad, Flex arm air brake switch,
Porcelain cuspidor bowl with strainer, Cup fill & Bowl rinse toggles.

Classic 100 Post mounted utility (PMU) with steel side box,
City water/ bottled system, Water outlet and air QD,
Solids collector,
2 HVE, 1SE, 1 syringe on telescoping assistant's control,
Junction box with air/water filters, regulators, master shut-off valves,
5 ft. umbilical
Post mount LED light with sensor control, 3 level intensity adjustment

AJ16 Classic 200

Part number: A9162002



Standard Features:

AJ16 Luxury hydraulic chair, with 3 programmable positions,

Articulating headrest, Swing up/down aluminium armrest,

Wide backrest, upgraded fiber leather, Cast iron chair frame,

Cast aluminium backrest stand, Cast aluminium base,

60 degrees seat rotation, chair safety switch,

One touchpad, Foot control

Swing Classic dentist's control head with 3 auto H.P. control,

Individual water coolant controls,

Master handpiece air coolant adjustment,

Asepsis handpiece tubing,

Master on/off switch, 1 doctor syringe,

Wet/Dry foot control, Stainless steel tray with non-slip pad,

City/bottled water system, 5 ft umbilical,

Junction box with air/water filters, regulators, master shut-off valves,

Chair mounted swing rear assistant vacuum package,

Water outlet and air QD on assistant tray,

Solids collector,

2 HVE, 1SE, 1 syringe

Post mount LED light with sensor control, 3 level intensity adjustment

AJ16 Classic 201

Part number: A9162012



Standard Features:

AJ16 Luxury hydraulic chair, with 3 programmable positions,
Articulating headrest, Swing up/down aluminium armrest,
Wide backrest, upgraded fiber leather, Cast iron chair frame,
Cast aluminium backrest stand, Cast aluminium base,
60 degrees seat rotation, chair safety switch,
One touchpad, Foot control
Swing Classic dentist's control head with 3 auto H.P. control,
Individual water coolant controls,
Master handpiece air coolant adjustment,
Asepsis handpiece tubing,
Master on/off switch, 1 doctor syringe,
Wet/Dry foot control, Stainless steel tray with non-slip pad,
City/bottled water system, 5 ft umbilical,
Junction box with air/water filters, regulators, master shut-off valves,

Swing mount Cupspidor and assistant vacuum package,
Water outlet and air QD on assistant tray,
Solids collector,
2 HVE, 1SE, 1 syringe
Post mount LED light with sensor control, 3 level intensity
adjustment

AJ16 Beyond 300

Part number: A9163002



Standard Features:

AJ16 Luxury hydraulic chair, with 3 programmable positions,
Articulating headrest, Swing up/down aluminium armrest,
Wide backrest, upgraded fiber leather, Cast iron chair frame,
Cast aluminium backrest stand, Cast aluminium base,
60 degrees seat rotation, chair safety switch,
One touchpad, Foot control
Beyond luxury dentist's control head, Standard touchpad,
Cast aluminium delivery head base, double pivot delivery head,
with 3 auto H.P. control,
Individual water coolant controls,
Master handpiece air coolant adjustment,
Asepsis handpiece tubing,
Master on/off switch, 1 doctor syringe, Wet/Dry foot control,
Stainless steel tray with non-slip pad, Flex arm air brake switch

Beyond 300 Post mounted utility (PMU) with silver side box,
City water/bottled system, Water outlet and air QD,
Swing assistant tray with touchpad,
Solids collector,
2 HVE, 1SE, 1 syringe, Aluminium base Junction box with
air/water filters, regulators, master shut-off valves,
6' internal umbilical
Post mount LED light with sensor control, 3 level intensity
adjustment

AJ16 Beyond 301

Part number: A9163012



Standard Features:

AJ16 Luxury hydraulic chair, with 3 programmable positions, Articulating headrest, Swing up/down aluminium armrest, Wide backrest, upgraded fiber leather, Cast iron chair frame, Cast aluminium backrest stand, Cast aluminium base, 60 degrees seat rotation, chair safety switch, One touchpad, Foot control
Beyond luxury dentist's control head, Standard touchpad, Cast aluminium delivery head base, double pivot delivery head, with 3 auto H.P. control, Individual water coolant controls, Master handpiece air coolant adjustment, Asepsis handpiece tubing, Master on/off switch, 1 doctor syringe, Wet/Dry foot control, Stainless steel tray with non-slip pad, Flex arm air brake switch, Porcelain cuspidor bowl with strainer, Cup fill & Bowl rinse toggles.

Beyond 301 Post mounted utility (PMU) with steel side box, City water/bottled system, Water outlet and air QD, Solids collector, 2 HVE, 1SE, 1 syringe on telescoping assistant's control, Junction box with air/water filters, regulators, master shut-off valves, 5 ft. umbilical
Post mount LED light with sensor control, 3 level intensity adjustment

AJ16 Beyond 400

Part number: A9164002



Standard Features:

AJ16 Luxury hydraulic chair, with 3 programmable positions, Articulating headrest, Swing up/down aluminium armrest, Wide backrest, upgraded fiber leather, Cast iron chair frame, Cast aluminium backrest stand, Cast aluminium base, 60 degrees seat rotation, chair safety switch, One touchpad attached on armrest, Foot control, Swing Beyond dentist's control head, Standard touchpad, Cast aluminium delivery head base, double pivot delivery head, 3 auto H.P. control, Individual water coolant controls, Master handpiece air coolant adjustment, Asepsis handpiece tubing, Master on/off switch, 1 doctor syringe, Wet/Dry foot control, Stainless steel tray with non-slip pad, City/bottled water system, 5 ft umbilical, Junction box with air/water filters, regulators, master shut-off valves,

Chair mounted swing rear assistant vacuum package, Assistant touchpad, Water outlet and air QD on assistant tray, Solids collector, 2 HVE, 1SE, 1 syringe, Post mount LED light with sensor control, 3 level intensity adjustment

AJ16 Beyond 401

Part number: A9164012



Standard Features:

AJ16 Luxury hydraulic chair, with 3 programmable positions,
Articulating headrest, Swing up/down aluminium armrest,
Wide backrest, upgraded fiber leather, Cast iron chair frame,
Cast aluminium backrest stand, Cast aluminium base,
60 degrees seat rotation, chair safety switch,
One touchpad, Foot control
Swing Beyond dentist's control head, Standard touchpad,
Cast aluminium delivery head base, double pivot delivery head,
3 auto H.P. control,
Individual water coolant controls,
Master handpiece air coolant adjustment,
Asepsis handpiece tubing,
Master on/off switch, 1 doctor syringe, Wet/Dry foot control,
Stainless steel tray with non-slip pad,
City/bottled water system, 5 ft umbilical,
Junction box with air/water filters, regulators, master shut-off valves,

Chair mounted swing rear cuspidor and assistant vacuum package,
Assistant touchpad, Water outlet and air QD on assistant tray,
Solids collector,
2 HVE, 1SE, 1 syringe
Post mount LED light with sensor control, 3 level intensity adjustment